

UL-EU CERTIFICATE

Certificate No. UL-EU-00834
Page 1/10
Date of Issue 2015-07-02

Certificate Holder ASTROFLAME FIRESEALS LIMITED
UNIT 8 THE IO CENTRE
SEGENSWORTH
FAREHAM
PO15 5RU
United Kindgom

Manufacturer A/008

Certified Product Type Fire Stop – Coated Board
Product Trade Name Astro Batt & Coating
Trademark N/A
Rating/Classification See Appendix

Harmonised Technical Specifications ETAG 026-2 / EN 13501-2
Supporting Documentation ETA 14/0005, EC – CERTIFICATE OF CONSTANCY OF PERFORMANCE - 1121 – CPR – JA5021
Additional information Additional test evidence is held on file
Expiry date 2025-07-01

Director, Global Market Access Operations

Helena Y. Wolf

This is to certify that representative samples of the Certified Product listed above have been investigated by Underwriters Laboratories to the Standard(s) indicated on this Certificate, in accordance with the UL Global Services Agreement and the UL-EU Mark Service Terms and Conditions ("Agreement"). The Certificate Holder is entitled to use the UL-EU Mark for the Certified Product listed on the certificate and manufactured at the production site(s) listed, in accordance with the terms of the Agreement. Only those products bearing the UL-EU Mark for Europe should be considered as being covered by UL's UL-EU Mark Service. This Certificate shall remain valid through the Expiration date, unless a Standard identified on this Certificate is amended or withdrawn prior to that date or there is a non-compliance with the Agreement.



www.ul.com

Appendix UL-EU CERTIFICATE

Certificate No. UL-EU-00834
Page 2/10
Date of Issue 2015-07-02

This certificate relates to the use of Astro Batt & Coating for fire stopping where services penetrate floors and walls. The detailed scope is given in pages 3 to 10 of this Certificate. This shows the thickness and acceptable dimensions, substrates and orientations required to provide fire resistance periods of up to 120 minutes (EI 120).

The product is certificated on the basis of:

- i) ETA 14/0005 EC – CERTIFICATE OF CONSTANCY OF PERFORMANCE 1121 – CPR – JA5021
- ii) Inspection and surveillance of factory production control by UL
- iii) Fire resistance test data in accordance with 1366-3: 2009
- iv) Classification in accordance with EN 13501-2
- v) Durability and Servicability as defined in ETAG 026-2

The durability class of Astro Batt & Coating is Z_1 - intended for use at internal conditions with high humidity, excluding temperatures below 0°C



Appendix UL-EU CERTIFICATE

Certificate No. UL-EU-00834
 Page 3/10
 Date of Issue 2015-07-02

Product-type: Coating		Intended use: Penetration Seal
Basic requirement for construction work	Basic Requirement	Basic requirement for construction work
BWR 1 Mechanical resistance and stability		
-	None	-
BWR 2 Safety in case of fire		
EN 13501-1	Reaction to fire	Class F
EN 13501-2	Resistance to fire	See page 6
BWR 3 Hygiene, health and environment		
EN 1026:2000	Air permeability (material property)	See page 4
ETAG 026-3, Annex C	Water permeability (material property)	No performance determined
Declaration of manufacturer	Release of dangerous substances	Declaration of manufacturer
BWR 4 Safety in use		
EOTA TR 001:2003	Mechanical resistance and stability	No performance determined
EOTA TR 001:2003	Resistance to impact/movement	No performance determined
EOTA TR 001:2003 ISO 11600	Adhesion	No performance determined
BWR 5 Protection against noise		
EN 10140-2/ EN ISO 717-1	Airborne sound insulation	R _w (C;C _{tr})= 24(-2;-3) and See page 5
EN 10140-3/ EN ISO 717-2	Impact sound insulation	No performance determined
BWR 6 Energy economy and heat retention		
EN 12664, EN 12667 or EN 12939	Thermal properties	No performance determined
EN ISO 12572 EN 12086	Water vapour permeability	No performance determined
General aspects relating to fitness for use		
ISO 8339: 2005, ISO 9046: 2004 & ISO 7389: 2003	Durability and serviceability	Z ₁
BWR 7 Sustainable use of natural resources		
-	-	No performance determined

No performance determined



Appendix UL-EU CERTIFICATE

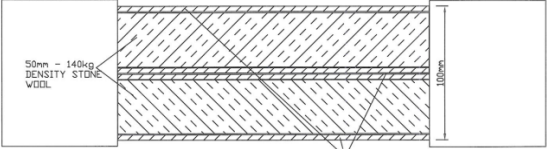
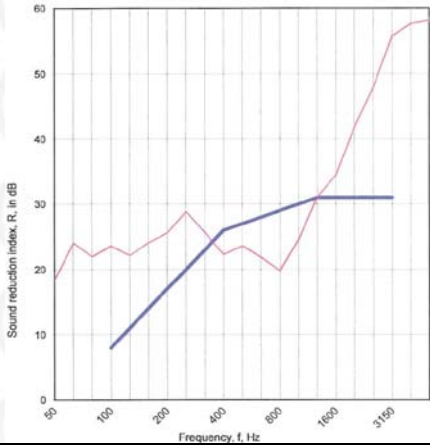
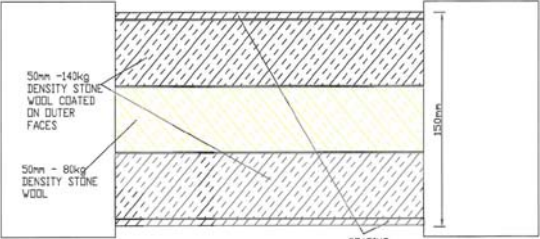
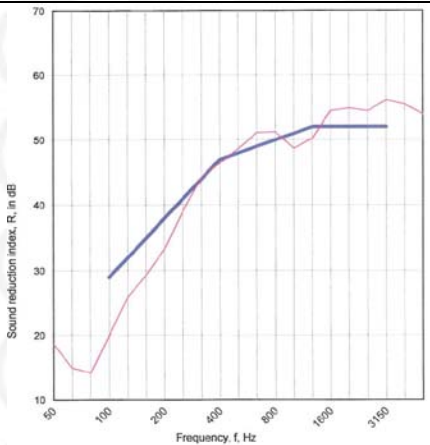
Certificate No. UL-EU-00834
Page 4/10
Date of Issue 2015-07-02

Astro Batt & Coating (50 mm): Air Permeability according to BS EN 1026				
Pressure (Pa)	Results under positive chamber pressure		Results under negative chamber pressure	
	Leakage (m³/h)	Leakage (m³/m²/ h)	Leakage (m³/h)	Leakage (m³/m²/ h)
50	0.6	0.8	1.1	1.5
100	1.0	1.4	1.3	1.8
150	2.8	3.9	1.5	2.1
200	3.8	5.3	1.9	2.6
250	4.5	6.3	2.0	2.8
300	5.0	6.9	2.4	3.3
450	5.1	7.1	1.9	2.6
600	6.7	9.3	2.2	3.1



Appendix UL-EU CERTIFICATE

Certificate No. UL-EU-00834
 Page 5/10
 Date of Issue 2015-07-02

Astro Batt & Coating: Acoustic performance according to BS EN ISO 10140-2:2010		
Configuration	$R_w(C; C_{tr})$ Specimen only, 1m ²	D_{new} Partition & Specimen, 14.2m ²
 <p>50mm - 140kg DENSITY STONE WOOL</p> <p>COATING 1mm WTF (0.7mm DFT)</p> <p>100mm</p>	<p>27 (0; -2)</p>  <p>Sound reduction index, R, in dB</p> <p>Frequency, f, Hz</p>	37 (0; -2)
 <p>50mm - 140kg DENSITY STONE WOOL COATED ON OUTER FACES</p> <p>50mm - 80kg DENSITY STONE WOOL</p> <p>COATING 1mm WTF (0.7mm DFT)</p> <p>150mm</p>	<p>48 (-3; 16)</p>  <p>Sound reduction index, R, in dB</p> <p>Frequency, f, Hz</p>	58 (-3; 16)



Appendix UL-EU CERTIFICATE

Certificate No. UL-EU-00834
 Page 6/10
 Date of Issue 2015-07-02

Substrate	Minimum Substrate Thickness (mm)	Maximum Seal Size (mm)	Seal Position	Minimum Seal Depth (mm)	Incorporated seal	Service / Insulation**	Fire Resistance (mins.)	
							E	EI
Drywall/ Masonry/ Concrete wall	100	1200 high x 730 wide	Central	100*	15 mm deep by 15 mm wide annulus FSi HPE Sealant to both faces of the batt seal	Steel or Copper pipe 40 mm diameter and 1.5 – 14.2 mm wall thickness / 20 mm thick foil faced glass wool insulation (min 80 kg/m ³)	90	60
						Steel or Copper pipe 40 - 159 mm diameter and 2.3 – 14.2 mm wall thickness / 30 mm thick foil faced glass wool insulation (min 80 kg/m ³)	60	60
						Steel pipe 40 mm diameter and 1.5 – 14.2 mm wall thickness / 20 mm thick foil faced glass wool insulation (min 80 kg/m ³)	90	60
						Steel pipe 40 - 159 mm diameter and 2.3 – 14.2 mm wall thickness / 30 mm thick foil faced glass wool insulation (min 80 kg/m ³)	60	60
					None	Electrical cables up to 21 mm diameter	60	60
						Electrical cables 22-80 mm diameter	60	45
						Steel cable trays and ladders	60	60
						Telecommunication cables up to 21 mm diameter and in a bundle of up to 100 mm diameter	60	60
						Unsheathed electrical cables up to 17 mm diameter	60	30
						Unsheathed electrical cables 18-24 mm diameter	60	15
Steel or Copper conduits up to 16 mm diameter	60	15						
Plastic conduits up to 16 mm diameter	60	60						

* Two layers of 50 mm batt

** Continuous through seal and full length of the pipe



Appendix UL-EU CERTIFICATE

Certificate No. UL-EU-00834
 Page 7/10
 Date of Issue 2015-07-02

Substrate	Minimum Substrate Thickness (mm)	Maximum Seal Size (mm)	Seal Position	Minimum Seal Depth (mm)	Incorporated seal	Service / Insulation	Fire Resistance (mins.)	
							E	EI
Masonry/ Concrete Wall	150	1200 high x 730 wide	Central	100*	None	Electrical cables up to 21 mm diameter insulated with FSi P40/40 stone wool insulation** 40 mm thick, 40 kg/m ³	120	120
						Electrical cables 22-80 mm diameter insulated with FSi P40/40 stone wool insulation** 40 mm thick, 40 kg/m ³	120	90
						Steel cable trays and ladders insulated with FSi P40/40 stone wool insulation** 40 mm thick, 40 kg/m ³	120	120
						Telecommunication cables up to 21 mm diameter and in a bundle of up to 100 mm diameter insulated with FSi P40/40 stone wool insulation** 40 mm thick, 40 kg/m ³	120	120
						Unsheathed electrical cables up to 24 mm diameter insulated with FSi P40/40 stone wool insulation** 40 mm thick, 40 kg/m ³	120	120
	600 high x 600 wide	Central	50	Any position within wall thickness	Steel or Copper pipe 108 mm diameter and 1.5 – 14.2 mm wall thickness / 40 mm thick stone wool insulation (min 140 kg/m ³)***	60	45	
				Electrical cables up to 80 mm diameter insulated with 6 mm thick FSi Thermal Defense Wrap min. 300 mm long	60	60		
				Steel cable trays and ladders insulated with 6 mm thick FSi Thermal Defense Wrap min. 300 mm long	60	60		
				Telecommunication cables up to 21 mm diameter and in a bundle of up to 100 mm diameter insulated with 6 mm thick FSi Thermal Defense Wrap min. 300 mm long	60	60		
				Unsheathed electrical cables up to 24 mm diameter insulated with 6 mm thick FSi Thermal Defense Wrap min. 300 mm long	60	60		

* Two layers of 50 mm batt

** Interrupted at the seal and extending 200 mm from both faces of the seal

*** Interrupted at the seal and full length of the pipe



Appendix UL-EU CERTIFICATE

Certificate No. UL-EU-00834
 Page 8/10
 Date of Issue 2015-07-02

Substrate	Minimum Substrate Thickness (mm)	Maximum Seal Size (mm)	Seal Position	Minimum Seal Depth (mm)	Incorporated seal	Service / Insulation**	Fire Resistance (mins.)	
							E	EI
Masonry/ Concrete Wall	150	1200 high x 730 wide	Flush to both faces of wall	150*	None	Electrical cables up to 21 mm diameter insulated with FSi P40/40 stone wool insulation 40 mm thick, 40 kg/m ³	120	120
						Electrical cables 22-80 mm diameter insulated with FSi P40/40 stone wool insulation 40 mm thick, 40 kg/m ³	120	90
						Steel cable trays and ladders insulated with FSi P40/40 stone wool insulation 40 mm thick, 40 kg/m ³	120	120
						Telecommunication cables up to 21 mm diameter and in a bundle of up to 100 mm diameter insulated with FSi P40/40 stone wool insulation 40 mm thick, 40 kg/m ³	120	120
						Unsheathed electrical cables up to 24 mm diameter insulated with FSi P40/40 stone wool insulation 40 mm thick, 40 kg/m ³	120	120

* Two layers of 60 mm batt separate by minimum 30 mm

** Interrupted at the seal and extending 200 mm from both faces of the seal



Appendix UL-EU CERTIFICATE

Certificate No. UL-EU-00834
Page 9/10
Date of Issue 2015-07-02

Substrate	Minimum Substrate Thickness (mm)	Maximum Seal Size (mm)	Seal Position	Minimum Seal Depth (mm)	Incorporated seal	Service / Insulation	Fire Resistance (mins.)	
							E	EI
Concrete Floor	150	1600 x 700	Flush to top of floor	50	None	None	60	60



Appendix UL-EU Certificate

Certification Mark	UL-EU mark
Certificate No.	UL-EU-00834
Page	10/10
Date of Issue	2015-07-02

The UL-EU Mark, as displayed below, shall appear on certified products only. Minimum size is not specified, as long as the Mark is legible. The following is suggested.



The minimum height of the registered trademark symbol ® shall be 1 mm. When the overall diameter of the UL-EU Mark is less than 9.5 mm, the trademark symbol may be omitted if it is not legible to the naked eye.

The UL-EU Mark may appear on a label, nameplate, or may be cast, stamped or molded into the product. When appearing on a label or nameplate, the Manufacturer's name or trademark along with a model number are also required on that same label or nameplate. If cast, stamped or molded, the Certificate Manufacturer's name or trademark and model number shall also appear elsewhere on the product.

All content shall be in accordance with the details provided on this UL-EU Certificate.

PROCUREMENT

The Production site may reproduce the Mark or obtain it from a UL authorized supplier. The list of UL authorized suppliers can be found on UL's online directory at www.ul.com.

