

Installation Sheet


Astro corner guard commercial

Revision 3 - 20th January 2020



Astro corner guard commercial Tools & Equipment

- Steel Tape Measure
- Carpenters Pencil
- Cleaning cloth
- Silicone (MS-Polymer)

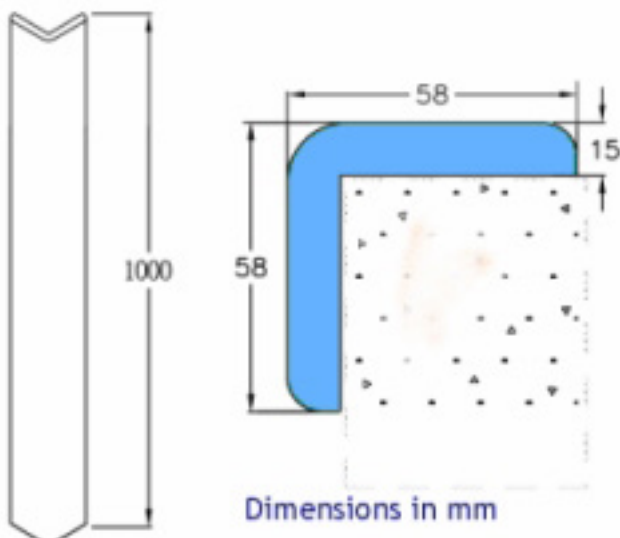


Introduction

The purpose of this document is to give guidance to approved contractors and suppliers who are engaged in the prevention of corner accidents using the Astro corner guard commercial.

The padded guard reduces impacts and prevents more serious injuries when there is a collision. Designed for indoor use in normal habitable conditions (frost free, dry, no prolonged direct sunlight). Corner Guards can be used outdoors but the life of the strips will be considerably reduced by exposure to the elements.

Dimensions of Corner Guard Commercial.




Installation

How to install Corner Guard Commercial Safety Cushioning.

1. Thoroughly clean and dry the strip and corner. Measure and mark suitable child / adult protection fitting height.



2. Apply silicone (MS-Polymer) on the back of the guard.




3. After 1 minute, place and press the products onto the corner.

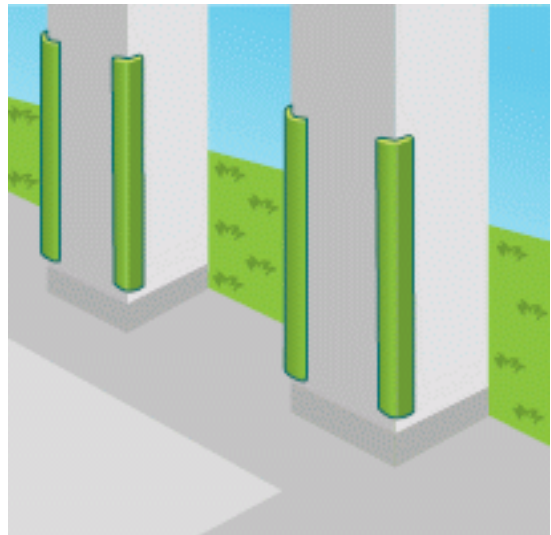


Installation

4. Apply silicone (MS-Polymer) around the edge of the corner guard. Clean off any excess that has squeezed out the sides.



5. Finish. Don't touch for five (5) hours.



Storage and disposal

Astro corner guard commercial should be stored indoors. No shelf life is given as this product will not deteriorate in storage. For further information on installation requirements please contact the technical team on: tel [01329 844 500](tel:01329844500) or email sales@astroflame.com

As part of our policy of ongoing improvements, we reserve the right to modify, alter or change product specifications without giving notice. Product illustrations are representations only. All information contained in this document is provided for guidance only, and as ASTROFLAME (FIRE SEALS) LTD has no control over the specific application or installation methods of the products, or of the prevailing site conditions, no warranties expressed or implied are intended to be given as to the actual performance of the products mentioned or referred to, and no liability whatsoever will be accepted for any loss, damage or injury arising from the use of the information given of products mentioned or referred to herein.

The above information to the best of our knowledge is true and accurate and based upon current test data and is supplied for your guidance only. Customers should satisfy themselves to the suitability of the product based on the products limitation of applications and that the product is fit for purpose for their intended use and no guarantee is given or implied since the conditions of actual use are beyond our control. ASTROFLAME (FIRE SEALS) LTD, disclaim any liability for loss, damage or other expense arising from the use of information, data or products mentioned or referred to and reserve the right to change any details or specifications without notice. If you are in any doubt as to the suitability of this product for your intended application please contact our technical team on 01329 844500 or email sales@astroflame.com and we will contact you.