


# Product Data Sheet

## Astro PFP FR Boards



Revision 7 - 15th April 2021



## Astro PFP FR Boards

### Fire Resistant Boards

- Classified for all types of constructions with or without building service penetrations.
- Simple and very quick to install.
- Easy to retrofit additional building services after installation.
- Permanently flexible - will accommodate movements during fire and smaller movements in the construction it has been fitted within.
- May be installed in gypsum walls with or without framing around the opening and can be patress fitted.
- Halogen free with added fungicides.
- Once fully cured, the board resists UV, humidity and frost.
- Astro PFP FR Boards can be supplied with a smooth surface.
- Precautions are required to be taken to prevent a person stepping onto a blank horizontal penetration seal



#### Product Description

The Astro PFP FR Board is designed to prevent the spread of fire and smoke through openings in fire rated walls and floors where openings are formed to allow the installation of multiple building services. It will also maintain the acoustic design performance in fire rated walls and floors.

The Astro PFP FR Board consists of a high density stone wool core, over-coated with Astro PFP FR Coating. The top coating provides additional protection by significantly reducing the permeability of the stone wool core and preventing the passage of hot gases, thus reducing the temperature rise on the unexposed side and reducing heat conduction through the building services.

Astro PFP FR Board is available coated on one or two sides, depending on the seal design to provide the required fire resistance. On site, Astro PFP FR Board must be used together with Astro PFP Acrylic for sealing around building services, joints and edges of the FR Board and the surrounding construction.



Astroflame Fireseals Ltd  
Unit 8 I.O Centre  
Stephenson Road  
Segensworth, Fareham  
Hampshire, PO15 5RU  
21  
CE-0843-CPR-0538

ETA - 21/0029  
EAD 350454-00-1104  
ASTRO PFP  
FR BOARD

“ See ETA - 21/0029 for  
Relevant characteristics

**Sound Insulation**

Description	Sound Reduction
Single 50 or 60mm Astro PFP FR Board 2-S as linear seal	Rw 55 dB
Single 50 or 60mm Astro PFP FR Board 2-S as large seal	Rw 29 dB
Double 50 or 60mm Astro PFP FR Board 1-S or 2-S as large seal	Rw 52 dB
50 or 60mm Astro PFP FR Board 1-S or 2-S with 50mm cavity, large seal	Rw 53 dB

**Additional Aperture Sizes in Floors**

Under EN 1366-3 rules, results from tests in floors with a penetration seal length of minimum 1m apply to any length as long as perimeter length to seal area ratio is not smaller than that of the test specimen. The following aperture sizes are therefore allowed where 2400 x 1200 mm is described in this data sheet and in the installation instructions.

Maximum Aperture Sizes within Floors or between Floors and Walls
1200 mm width x 2400 mm length (tested)
1100 mm width x 2900 mm length
1000 mm width x 4000 mm length
900 mm width x 7000 mm length
≤ 800 mm width x ∞ (infinite) length

**Pipe end configurations**

When testing pipes, one can choose not to cap (or close) the pipe, or cap the pipe inside the furnace, or outside the furnace, or on both sides. The configuration chosen depends on the intended application of the pipe and/or the installation environment.

The code defining if a pipe is capped is stated after the fire classification. For instance EI 60 C/U which means the pipe was capped inside the furnace, and uncapped outside the furnace. The test configuration defines the approvals possible. Our engineering judgment based on EN 1366-3:2009 are:

Intended use of pipe	Pipe end condition <sup>4)</sup>	
Rainwater pipe, plastic	At drainage	U/U <sup>1)</sup>
	Not at drainage	C/C <sup>2)</sup>
Drainage or sewage pipe, plastic	Ventilated drain	U/U <sup>1)</sup>
	Unventilated drain	U/C <sup>1)</sup>
	Drain w/water trap	U/C <sup>1)</sup>
	Not at drainage	C/C <sup>2)</sup>
Pipe in closed circuit (water, gas, air, electricity etc.)	C/C <sup>2)3)</sup>	
Flue gas recovery system pipe, plastic	U/C <sup>1)</sup>	
Pipe with open ends and ≥ 50cm length on both sides, plastic	U/U <sup>2)</sup>	
Pipe supported by suspension system, metal	Fire rated support	C/U <sup>1)</sup>
	Non-fire rated	U/C <sup>1)</sup>
Waste disposal shaft pipe, metal	U/C <sup>1)</sup>	

<sup>1)</sup> Suggested in EN 1366-3:2009. <sup>2)</sup> Astroflame's judgment based on tests.

<sup>3)</sup> Metal pipes should have fire rated support. <sup>4)</sup> U/U classified fire seals cover C/U, U/C and C/C. C/U classified fire seals cover U/C and C/C. U/C classified fire seals cover C/C.

**Technical Data**

Condition	Ready for use, pre-coated boards
Density	Board: 160 kg/m <sup>3</sup> (150 – 170 kg/m <sup>3</sup> ) Coating: 1.3 – 1.4 kg/ltr
Durability	Y <sub>1</sub> - Intended for use at temperatures below 0°C with exposure to UV and humidity but no exposure to rain. Includes lower classes Y <sub>2</sub> , Z <sub>1</sub> and Z <sub>2</sub> .
Non-sticky	Max. 75 minutes (sealant)
Film forming	Max. 25 minutes (sealant)
Totally hardened	3 to 5 days depending on thickness and temperature
Flexibility	Medium, 12.5%
Thermal conduct.	0.038 W/mK
Storage	May be stored for a long period of time. To be stored in temperatures between 5°C and 30°C
Limitations	If the boards are to be used in permanently humid areas PFP FR Coating should be applied over the sealant
Temperature range	-30°C to +80°C (when hardened)
Installation temp.	+5°C to +50°C
Colour	White surface, green core PFP FR Acrylic: White: RAL 9002

**Availability**

Product Code	Product Description	Sizes
AFFPB50	Astro PFP FR Boards	50 x 600 x 1200 mm
AFFPB60	Astro PFP FR Boards	60 x 600 x 1200mm

30mm and 50mm boards only coated 1 sided also available P.O.A

**To Order & Specify**

Please contact us and quote the following information - Quantity / Product Code / Product Description / Size  
 Typical example:- 25 / AFPB50 / Astro PFP FR Boards / 50 x 600 x 1200 mm

>> Tel: [01329 844 500](tel:01329844500) or >> Email: [sales@astroflame.com](mailto:sales@astroflame.com)

## Installation

We have technical representatives who provide assistance in the selection and specification of the products on this site and should be consulted for exact installation and product suitability. Ensure an early engagement with ourselves, designers, main contractor and specialist installers before any installation. Other trades and/or manufacturers may need to be consulted. For in-depth information, specification and technical advice please call our Head Office on tel [01329 844 500](tel:01329844500) or email [sales@astroflame.com](mailto:sales@astroflame.com)

## Maintenance

All interested parties, designer, specifier, main contractor and specialist installers should provide access to allow the fire stopping seals to be regularly inspected and maintained, as well as records kept of such maintenance at minimum periods of 12 months, as required by the Regulatory Reform Order, and repaired if necessary. Reference should be made to ASFP TGD 17 – Code of Practice for the Installation and Inspection of Fire Stopping.

## Competency

It is vital that those entrusted to design or install a fire stopping product have the necessary levels of competence to undertake the task professionally and thoroughly. The level of competency required will be commensurate with the expected complexity of the building. All designers must eliminate, reduce or control foreseeable risks that may arise during installation, construction or maintenance when preparing or modifying designs. Clients should ensure that the principal designer and principal contractor carry out their duties under CDM regulations. The ASFP foundation course in passive fire protection provides essential knowledge as part of demonstrating competency and understanding in this key fire protection specialism.

## Additional Notes

Please refer to the ETA sheet for fields of application for this product. For further information on installation requirements please refer to the manufacturer of the services and the wall/floor specification to ensure the compatibility of this product, if in doubt please contact the technical team with services and wall/floor specification on: T: [01329 844 500](tel:01329844500) or E: [sales@astroflame.com](mailto:sales@astroflame.com)

## Health and Safety

Please see (SDS) Safety Data sheet - This can be requested from our sales team T: [01329 844 500](tel:01329844500) or E: [sales@astroflame.com](mailto:sales@astroflame.com)

As part of our policy of ongoing improvements, we reserve the right to modify, alter or change product specifications without giving notice. Product illustrations are representations only. All information contained in this document is provided for guidance only, and as ASTROFLAME (FIRE SEALS) LTD has no control over the specific application or installation methods of the products, or of the prevailing site conditions, no warranties expressed or implied are intended to be given as to the actual performance of the products mentioned or referred to, and no liability whatsoever will be accepted for any loss, damage or injury arising from the use of the information given of products mentioned or referred to herein.

The above information to the best of our knowledge is true and accurate and based upon current test data and is supplied for your guidance only. Customers should satisfy themselves to the suitability of the product based on the products limitation of applications and that the product is fit for purpose for their intended use and no guarantee is given or implied since the conditions of actual use are beyond our control. ASTROFLAME (FIRE SEALS) LTD, disclaim any liability for loss, damage or other expense arising from the use of information, data or products mentioned or referred to and reserve the right to change any details or specifications without notice. If you are in any doubt as to the suitability of this product for your intended application please contact our technical team on 01329 844500 or email [sales@astroflame.com](mailto:sales@astroflame.com) and we will contact you.