


Product Data Sheet

Astro U Channel


Revision 6 - 2nd March 2021



Astro U Channel

Intumescent Glazing Channel

- 30 minute rated
- BS 476 Parts 22
- For use in glass up to 600mm x 600mm
- Intumescent material
- Impervious to water and moisture.
- Easy and clean application.
- Elasticated material grips the glass.



Product Description

U Channel for 6mm glass.

Cost effective, easily installed dry glazing gasket for use in fire doors using clear or wired glass. Elastic composition of the channel grips the glass.

15mm tall 10.5mm wide and supplied in 100 Metre lengths.

Colour - Black Only

Meets appropriate BS and Building Regulation standards.

Product Availability

Sold in 100M coils. Order Code: AFUC6X

Product Code	Product Description	Length
AFUC6X	Astro U Channel	100m

To Order & Specify

Please contact us and quote the following information - Quantity / Product Code / Product Description / Length
Typical example:- 5 / AFUC6X / Astro U Channel / 100m

>> Tel: [01329 844 500](tel:01329844500) or >> Email: sales@astroflame.com

Installation

We have technical representatives who provide assistance in the selection and specification of the products on this site and should be consulted for exact installation and product suitability. Ensure an early engagement with ourselves, designers, main contractor and specialist installers before any installation. Other trades and/or manufacturers may need to be consulted. For in-depth information, specification and technical advice please call our Head Office on tel [01329 844 500](tel:01329844500) or email sales@astroflame.com

Maintenance

All interested parties, designer, specifier, main contractor and specialist installers should provide access to allow the fire stopping seals to be regularly inspected and maintained, as well as records kept of such maintenance at minimum periods of 12 months, as required by the Regulatory Reform Order, and repaired if necessary. Reference should be made to ASFP TGD 17 – Code of Practice for the Installation and Inspection of Fire Stopping.

Competency

It is vital that those entrusted to design or install a fire stopping product have the necessary levels of competence to undertake the task professionally and thoroughly. The level of competency required will be commensurate with the expected complexity of the building. All designers must eliminate, reduce or control foreseeable risks that may arise during installation, construction or maintenance when preparing or modifying designs. Clients should ensure that the principal designer and principal contractor carry out their duties under CDM regulations. The ASFP foundation course in passive fire protection provides essential knowledge as part of demonstrating competency and understanding in this key fire protection specialism.


Additional Notes

All doors must be lined with a 6mm hardwood liner around the perimeter of the aperture.

1. Unwind the glazing system from the coil. Remove the release liner from the product. Fit the product to the bead.
2. Mitre cut the bead [with glazing system installed] to fit the aperture. Install one complete side of the beading system using M5 x 50mm stainless steel screws at 150mm centres.
3. Cut glass to fit aperture with a tolerance of +/-2mm and install. Repeat steps for opposite side of the door.

For further information on installation requirements please refer to the glass manufacturer data or the fire door manufacturer data to ensure the compatibility of this product, if in doubt please contact the technical team on:

T: [01329 844 500](tel:01329844500) or E: sales@astroflame.com



Health and Safety

For further information on health and safety requirements please contact the technical team on: tel [01329 844 500](tel:01329844500) or email sales@astroflame.com

As part of our policy of ongoing improvements, we reserve the right to modify, alter or change product specifications without giving notice. Product illustrations are representations only. All information contained in this document is provided for guidance only, and as ASTROFLAME (FIRE SEALS) LTD has no control over the specific application or installation methods of the products, or of the prevailing site conditions, no warranties expressed or implied are intended to be given as to the actual performance of the products mentioned or referred to, and no liability whatsoever will be accepted for any loss, damage or injury arising from the use of the information given of products mentioned or referred to herein.

The above information to the best of our knowledge is true and accurate and based upon current test data and is supplied for your guidance only. Customers should satisfy themselves to the suitability of the product based on the products limitation of applications and that the product is fit for purpose for their intended use and no guarantee is given or implied since the conditions of actual use are beyond our control. ASTROFLAME (FIRE SEALS) LTD, disclaim any liability for loss, damage or other expense arising from the use of information, data or products mentioned or referred to and reserve the right to change any details or specifications without notice. If you are in any doubt as to the suitability of this product for your intended application please contact our technical team on 01329 844500 or email sales@astroflame.com and we will contact you.